

MYCASH ACCOUNT EDUCATION

Conveniently access and spend your reimbursement dollars on any purchase.

MyCash is an individual cash account that securely holds your reimbursement funds until you spend or move them.

When you do not use your TASC Card® to pay for an eligible expense, simply submit a request for reimbursement via the TASC mobile app or online.

TASC processes requests daily, and approved reimbursements are deposited directly into your MyCash account—usually within 12 hours. Reimbursements to MyCash are even faster than direct deposit!


You choose how to use your MyCash funds. These are your reimbursement funds and you can spend them like cash wherever Mastercard is accepted.

Access your MyCash funds three ways:

1. Swipe your TASC Card at any merchant that accepts Mastercard. *Individual merchant restrictions may apply.*
2. Withdraw funds at an ATM (with a PIN; request online) using your TASC Card.
3. Transfer to a personal bank account via the mobile app or online.

Ready, set, go!

You will receive reimbursement payments via MyCash unless you establish a **MyCash transfer schedule**, i.e., direct deposit. Are you currently set up for direct deposit but want to take advantage of the convenience of MyCash access?

You can! From your online account, select the **MyCash balance** menu and click **Manage MyCash transfer schedules**, then click the  icon to delete your current schedule.

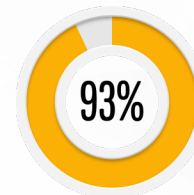
With no scheduled transfer, your next reimbursement will be deposited into your MyCash account, ready to access with the swipe of your TASC Card.



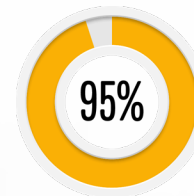
Join the MyCash Movement!

TASC participants enjoy the convenience of MyCash in their daily lives! You can, too.

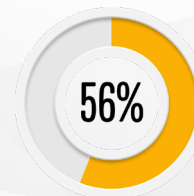
Did you know...




93% of participants have the TASC Card.



95% of TASC Card holders have access to MyCash.

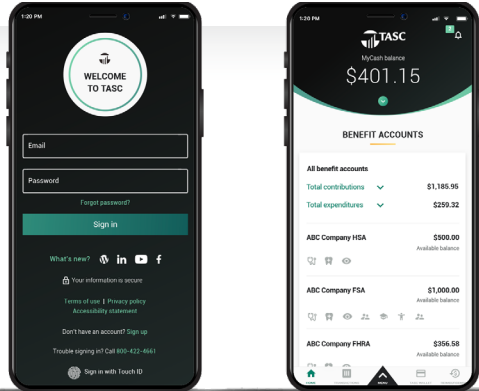


More than half of all cardholders prefer to access MyCash with a swipe of their TASC Card.



Pay for healthcare and general items in one transaction with your TASC Card.

- Eligible expenses will be paid from your benefit account funds.
- Ineligible expenses will be paid from MyCash.



Manage your MyCash account

It's easy to view and manage your MyCash funds online or via the TASC mobile app.

- View recent MyCash reimbursements, transfers, ATM withdrawals and TASC Card transactions.
- View TASC Card information, reissue a card, request a PIN, request a dependent card and view card history.
- Save bank account details to easily schedule transfers from MyCash to a personal bank account.

Transfer MyCash funds

TASC's industry-exclusive MyCash tools let you make transfers when it's convenient for you! Using our website or mobile app, transfer funds from MyCash to a personal checking or savings account anytime from anywhere.


One-time

1. Select the **MyCash Balance** menu and click **Transfer balance**.
2. Select the bank account you would like the funds to be transferred to (or add a new account) and click **Next**.
3. Enter the transfer amount and click **Next**.
4. Review the transfer and click **Submit**.

Recurring

1. Select the **MyCash Balance** menu and click **Schedule a balance transfer**.
2. Select when you want the transfer to happen.
3. Select the bank account you would like the funds to be transferred to (or add a new account) and click **Next**.
4. Enter the transfer threshold or date and click **Next**.
5. Review the schedule and click **Submit**.

Delete a schedule

1. Select the **MyCash balance** menu and click **Manage MyCash transfer schedules**.
2. Click the  icon to delete your current schedule.

