







FSA PARTICIPANT BENEFITS

Save money with FSA pretax benefit accounts.







A Flexible Spending Account (FSA) puts more money in your pocket by reducing your taxable income when you contribute pretax dollars to pay for common expenses like these:



HEALTHCARE FSA

-  Office visit copays
-  Dental and orthodontic services
-  Prescriptions drugs
-  OTC medications
-  Eye exams, glasses and contact lenses
-  Flu shots and vaccinations

DEPENDENT CARE FSA

-  Daycare expenses
-  Before- and after-school care
-  Nanny/nursery school
-  Babysitters
-  Elder care
-  Summer day camp

TIPS

- Determine your elections based on your estimated out-of-pocket expenses for the year.
- Your employer may offer other types of benefit accounts too; ask for details.
- For a complete list of eligible expenses, see IRS Publications 502 & 503 at [irs.gov](https://www.irs.gov).

Increase your take-home pay by reducing your taxable income.

Each \$1 you contribute to your FSA reduces your taxable income by \$1. With less tax taken, your take-home pay increases!

Consider this example:
(for illustration only)



- Richard has:
- Gross annual salary of \$64,000
 - \$2,850 per year in eligible expenses

Here is his net annual take-home pay:

Without FSA

(\$2,850 spent using post-tax dollars)

\$40,816

With FSA

(\$2,850 spent using pretax dollars)

\$41,889

That's a net increase in take-home pay of **\$1,073** every year!

To estimate potential savings based on your income and expenses, use the Tax Savings Calculator at www.tasconline.com/tasc-calculators.

See how easy it is to start saving with a TASC Benefit Account. See details on reverse.

How to participate.

It's easy to start saving with an FSA. Just follow 3 simple steps:

1. DECIDE how much you want to contribute.

Check with your employer for plan specifics and review at the IRS limits at www.tasconline.com/benefits-limits. The more you contribute, the lower your taxable income will be. However, it's important to be conservative when choosing your annual contribution based on your anticipated qualified expenses since:

- The money you contribute to your benefit account can only be used for eligible FSA expenses.
- Any unused FSA funds at the close of the plan year are not refundable to you. *(A grace period or carryover option may be in place for your plan. Check with your employer for plan guidelines and allowances.)*

2. ENROLL by completing the enrollment process.

Your contribution will be deducted in equal amounts from each paycheck, pretax, throughout the plan year.

Your total annual contribution to a **Healthcare FSA** will be available to you immediately at the start of the plan year. Alternatively, your **Dependent Care FSA** funds are only available as payroll contributions are made.

3. ACCESS your funds easily using the TASC Card.

This convenient card automatically approves and deducts most eligible purchases from your benefit account with no paperwork required. Plus, for purchases made without the card, you can request reimbursement online, by mobile app, or using a paper form.

Reimbursements happen fast—within 12 hours—when you request to have them added to the MyCash balance on your TASC Card. Access your MyCash funds in three ways:

1. Swipe your TASC Card at any merchant that accepts Mastercard. *Individual merchant restrictions may apply.*
2. Withdraw at an ATM (with a PIN; request online) using your TASC Card.
3. Transfer to a personal bank account via web or app.



PLANNING TIPS

START by making a conservative estimate of how much you expect to spend on eligible out-of-pocket expenses for the year.

COMPARE your estimate to the IRS limits. If your estimate is higher than these annual contribution limits, consider making the maximum contribution allowed.

SPECIAL FEATURES



MyCash Account: Included on your TASC Card for faster reimbursement deposits and non-benefit purchases.



TASC Mobile App: Track and manage all benefits and access numerous helpful tools, anywhere and anytime! Search for "TASC" (green icon).

